

# Vortex impeller



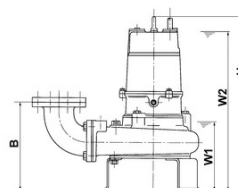
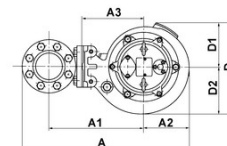
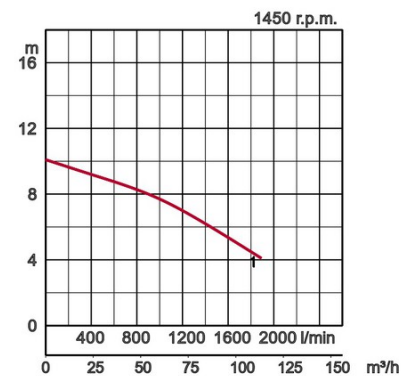
**UZ** 3-phase  
50Hz

## Specifications:

Model		Colour code curve	Bore mm	Power output kW	Phases	r.p.m.	Head max. m	Capacity max. l/min	Starting method	Dry weight kg without cable		Impeller passage mm
free standing	with guide rail fitting									free standing	with guide rail fitting	
100UZ43.7	TOS100UZ43.7	● 1	100	3,7	3	1450	10,1	1890	direct	79,0	70,0	100



Discharge bore mm		100mm		
Pumping Fluid	Temperature	0-40°C		
	Type of Fluid	Municipal sewage, water with solids		
Pump	Components	Impeller	Vortex impeller	
		Shaft Seal	Double mechanical seal	
		Bearings	Shielded ball bearings	
	Material	Impeller	Grey iron casting EN-GJL-200	
		Casing	Grey iron casting EN-GJL-200	
Shaft Seal	Silicon carbide in oil bath			
Motor	Type, Poles	Induction motor, 4 poles, IP68		
	Lubrication	Turbine oil (ISO VG32)		
	Insulation	Insulation class E		
	Motor Protector (built-in)	Circle thermal cut-out		
	Phase / Voltage	3-phase / 400V / 50Hz / d.o.l.		
	Material	Casing	Grey iron casting EN-GJL-150	
		Shaft	Stainless steel EN-X30Cr13	
Cable		Rubber, 10m H07RN-F		
Discharge Connection		Inside thread, JIS10K flange		
Optional Accessories		Guide rail fitting "TOS" (guide support, duck foot bend, lifting chain) / Bend and stand set for free standing types		



Model	A	A1	A2	A3	B	D	D1	D2	H	W1	W2
100UZ43.7	628	368	155	240	330	314	149	165	737	290	695

W1: lowest running water level

Updated 04/2018

Please mind: discharge bend, duck foot bend and stand set are accessories and must be ordered separately