

Vortex impeller



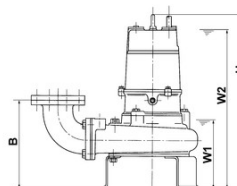
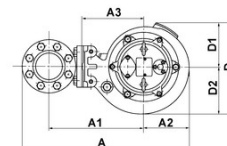
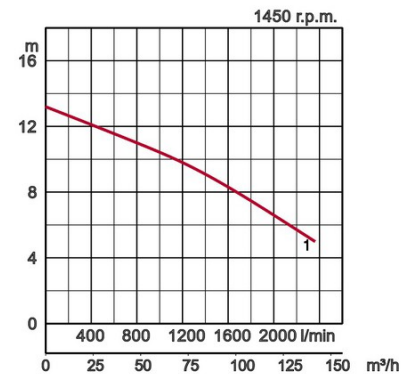
UZ 3-phase
50Hz

Specifications:

Model		Colour code curve	Bore mm	Power output kW	Phases	r.p.m.	Head max. m	Capacity max. l/min	Starting method	Dry weight kg without cable		Impeller passage mm
free standing	with guide rail fitting									free standing	with guide rail fitting	
100UZ45.5	TOS100UZ45.5	1	100	5,5	3	1450	13,2	2360	direct	145,0	134,0	100



Discharge bore mm		100mm	
Pumping Fluid	Temperature	0-40°C	
	Type of Fluid	Municipal sewage, water with solids	
Pump	Components	Impeller	Vortex impeller
		Shaft Seal	Double mechanical seal
		Bearings	Shielded ball bearings
	Material	Impeller	Grey iron casting EN-GJL-200
		Casing	Grey iron casting EN-GJL-200
		Shaft Seal	Silicon carbide in oil bath
Motor	Type, Poles		Induction motor, 4 poles, IP68
	Lubrication		Turbine oil (ISO VG32)
	Insulation		Insulation class F
	Motor Protector (built-in)		Circle thermal cut-out
	Phase / Voltage		3-phase / 400V / 50Hz / d.o.l.
	Material	Casing	Grey iron casting EN-GJL-200
Shaft		Stainless steel EN-X30Cr13	
Cable		Rubber, 10m H07RN-F	
Discharge Connection		Inside thread, JIS10K flange	
Optional Accessories		Guide rail fitting "TOS" (guide support, duck foot bend, lifting chain) / Bend and stand set for free standing types	



Model	A	A1	A2	A3	B	D	D1	D2	H	W1	W2
100UZ45.5	652	387	160	260	335	358	179	179	939	320	810

W1: lowest running water level