

Vortex impeller



U 3-phase
50Hz

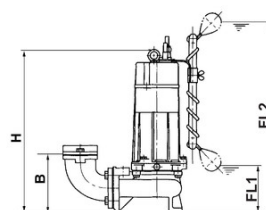
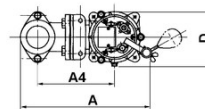

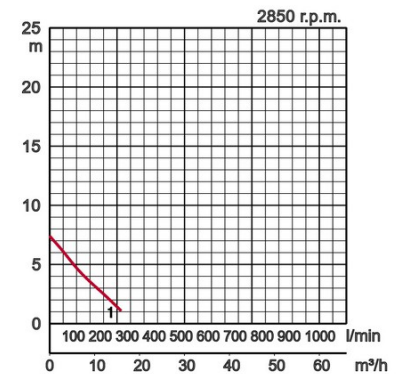
Specifications:

autom.	Model		Colour code curve	Bore mm	Power output kW	Phases	r.p.m.	Head max. m	Capacity max. l/min	Starting method	Dry weight kg without cable		Impeller passage mm
	free standing	with guide rail fitting									free standing	with guide rail fitting	
	40UA2.25	optional		1	40	0,25	3	2850	7,4	264	direct	14,5	35

Vortex impeller with wide pump casing, preventing clogging by solids and fibrous matter.



Discharge bore mm		50mm		
Pumping Fluid	Temperature	0-40°C		
	Type of Fluid	Municipal sewage, water with solids		
Pump	Components	Impeller	Vortex impeller	
		Shaft Seal	Double mechanical seal	
		Bearings	Shielded ball bearings	
	Material	Impeller	Grey iron casting EN-GJL-200	
		Casing	Grey iron casting EN-GJL-200	
Shaft Seal	Silicon carbide in oil bath			
Motor	Type, Poles	Induction motor, 2 poles, IP68		
	Lubrication	Turbine oil (ISO VG32)		
	Insulation	Insulation class E		
	Motor Protector (built-in)	Circle thermal cut-out		
	Phase / Voltage	3-phase / 400V / 50Hz / d.o.l.		
	Material	Casing	Grey iron casting EN-GJL-150	
		Shaft	Stainless steel EN-X6Cr13	
Cable		Rubber, 10m H07RN-F		
Discharge Connection		Inside thread, JIS10K flange		
Optional Accessories		Guide rail fitting "TOK" for small pumps		



Model	A	A4	B	D	FL1	FL2	H
40UA2.25	241	207	107	194	100	585	433

W1: lowest running water level

Updated 11/2017

Please mind: discharge bend, duck foot bend and stand set are accessories and must be ordered separately