

Vortex impeller



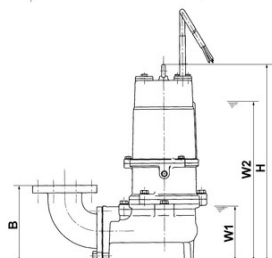
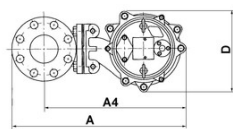
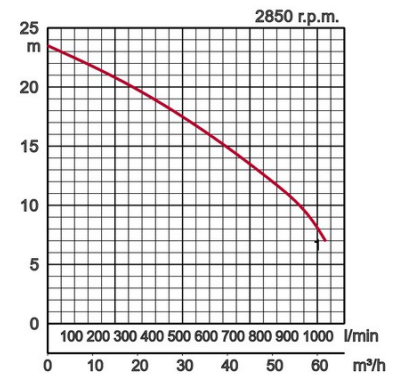
U 3-phase
50Hz

Specifications:

manual	Model		Colour code curve	Bore mm	Power output kW	Phases	r.p.m.	Head max. m	Capacity max. l/min	Starting method	Dry weight kg without cable		Impeller passage mm
	free standing	with guide rail fitting									free standing	with guide rail fitting	
	80U23.7	TOS80U23.7	1	80	3,7	3	2850	23,5	1030	direct	62,0	58,0	56



ø Discharge bore mm		80mm	
Pumping Fluid	Temperature	0-40°C	
	Type of Fluid	Municipal sewage, water with solids	
Pump	Components	Impeller	Vortex impeller
		Shaft Seal	Double mechanical seal
		Bearings	Shielded ball bearings
	Material	Impeller	Grey iron casting EN-GJL-200
		Casing	Grey iron casting EN-GJL-200
		Shaft Seal	Silicon carbide in oil bath
Motor	Type, Poles		Induction motor, 2 poles, IP68
	Lubrication		Turbine oil (ISO VG32)
	Insulation		Insulation class F
	Motor Protector (built-in)		Circle thermal cut-out
	Phase / Voltage		3-phase / 400V / 50Hz / d.o.l.
	Material	Casing	Grey iron casting EN-GJL-150
Shaft		Stainless steel EN-X30Cr13	
Cable		Rubber, 10m H07RN-F	
Discharge Connection		Inside thread, JIS10K flange	
Optional Accessories		Guide rail fitting "TOS" (guide support, duck foot bend, lifting chain) / Bend and stand set for free standing types	



Model	A	A4	B	D	H	W1	W2
80U23.7	502	410	226	234	565	160	520

W1: lowest running water level