

# Vortex impeller



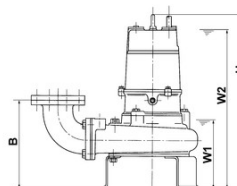
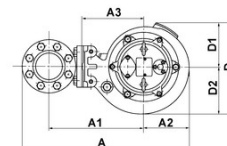
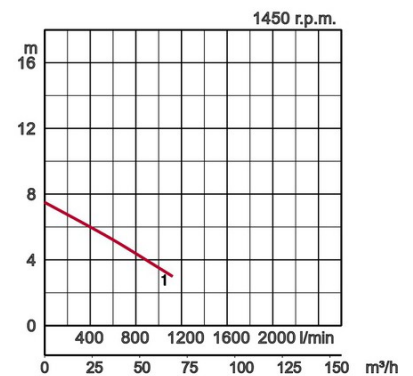
**UZ** 3-phase  
50Hz

## Specifications:

Model	Colour code curve	Bore mm	Power output kW	Phases	r.p.m.	Head max. m	Capacity max. l/min	Starting method	Dry weight kg without cable	Impeller passage mm
80UZ41.5	● 1	80	1,5	3	1450	7,5	1120	direct	66,0	80



ø Discharge bore mm		80mm	
Pumping Fluid	Temperature	0-40°C	
	Type of Fluid	Municipal sewage, water with solids	
Pump	Components	Impeller	Vortex impeller
		Shaft Seal	Double mechanical seal
		Bearings	Shielded ball bearings
	Material	Impeller	Grey iron casting EN-GJL-200
		Casing	Grey iron casting EN-GJL-200
		Shaft Seal	Silicon carbide in oil bath
Motor	Type, Poles	Induction motor, 4 poles, IP68	
	Lubrication	Turbine oil (ISO VG32)	
	Insulation	Insulation class E	
	Motor Protector (built-in)	Circle thermal cut-out	
	Phase / Voltage	3-phase / 400V / 50Hz / d.o.l.	
	Material	Casing	Grey iron casting EN-GJL-150
		Shaft	Stainless steel EN-X30Cr13
Cable		Rubber, 10m H07RN-F	
Discharge Connection		Inside thread, JIS10K flange	
Optional Accessories		Guide rail fitting "TOS" (guide support, duck foot bend, lifting chain) / Bend and stand set for free standing types	



Model	A	A1	A2	A3	B	D	D1	D2	H	W1	W2
80UZ41.5	531	312	126	200	285	261	128	133	637	240	595

W1: lowest running water level

Updated 04/2018

Please mind: discharge bend, duck foot bend and stand set are accessories and must be ordered separately