

Vortex impeller



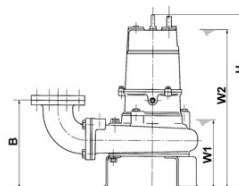
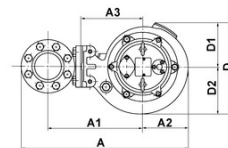
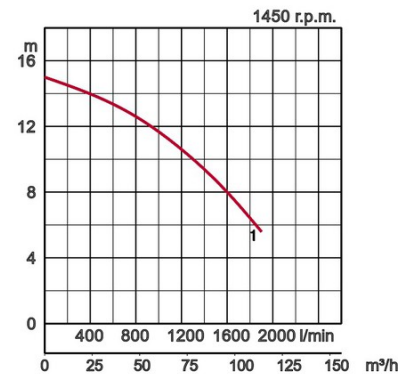
UZ 3-phase
50Hz

Specifications:

| Model | | Colour code curve | Dry weight kg without cable | |
|---------------|-------------------------|-------------------|-----------------------------|-------------------------|
| free standing | with guide rail fitting | | free standing | with guide rail fitting |
| 80UZ45.5 | TOS80UZ45.5 | ● 1 | | |



| | | | | |
|----------------------|-----------------------------|--|------------------------------|--|
| Ø Discharge bore mm | | 80mm | | |
| Pumping Fluid | Temperature | 0-40°C | | |
| | Type of Fluid | Municipal sewage, water with solids | | |
| Pump | Components | Impeller | Vortex impeller | |
| | | Shaft Seal | Double mechanical seal | |
| | | Bearings | Shielded ball bearings | |
| | Material | Impeller | Grey iron casting EN-GJL-200 | |
| | | Casing | Grey iron casting EN-GJL-200 | |
| Shaft Seal | Silicon carbide in oil bath | | | |
| Motor | Type, Poles | Induction motor, 4 poles, IP68 | | |
| | Lubrication | Turbine oil (ISO VG32) | | |
| | Insulation | Insulation class F | | |
| | Motor Protector (built-in) | Circle thermal cut-out | | |
| | Phase / Voltage | 3-phase / 400V / 50Hz / d.o.l. | | |
| | Material | Casing | Grey iron casting EN-GJL-200 | |
| | | Shaft | Stainless steel EN-X30Cr13 | |
| Cable | | Rubber, 10m H07RN-F | | |
| Discharge Connection | | Inside thread, JIS10K flange | | |
| Optional Accessories | | Guide rail fitting "TOS" (guide support, duck foot bend, lifting chain) / Bend and stand set for free standing types | | |



| Model | A | A1 | A2 | A3 | B | D | D1 | D2 | H | W1 | W2 |
|----------|-----|-----|-----|-----|-----|-----|-----|-----|-----|-----|-----|
| 80UZ45.5 | 595 | 342 | 160 | 230 | 290 | 358 | 179 | 179 | 899 | 280 | 770 |

W1: lowest running water level

Updated 09/2017

Please mind: discharge bend, duck foot bend and stand set are accessories and must be ordered separately